


MAX475W

AOX-144M10RHC450-475W

N-TopCon Technology

Dual Glass Bifacial PV Module



TopCon Technology

SMBB technology to Higher cell efficiency and higher module power



Suitable for Utility Project

Lower BOS cost, lower LCO



Anti-PID Guarantee

Minimize PID-induced degradation probability via battery production optimization and material control.



Reliable Load-Bearing

Performance
Maximum front-side test of 5400Pa
Maximum back-side test of 2400Pa



Double-Glass Bifacial PV

Maximum bifaciality up to 85±5%
Capture more sunlight, achieve higher energy yield

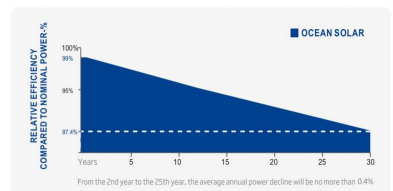


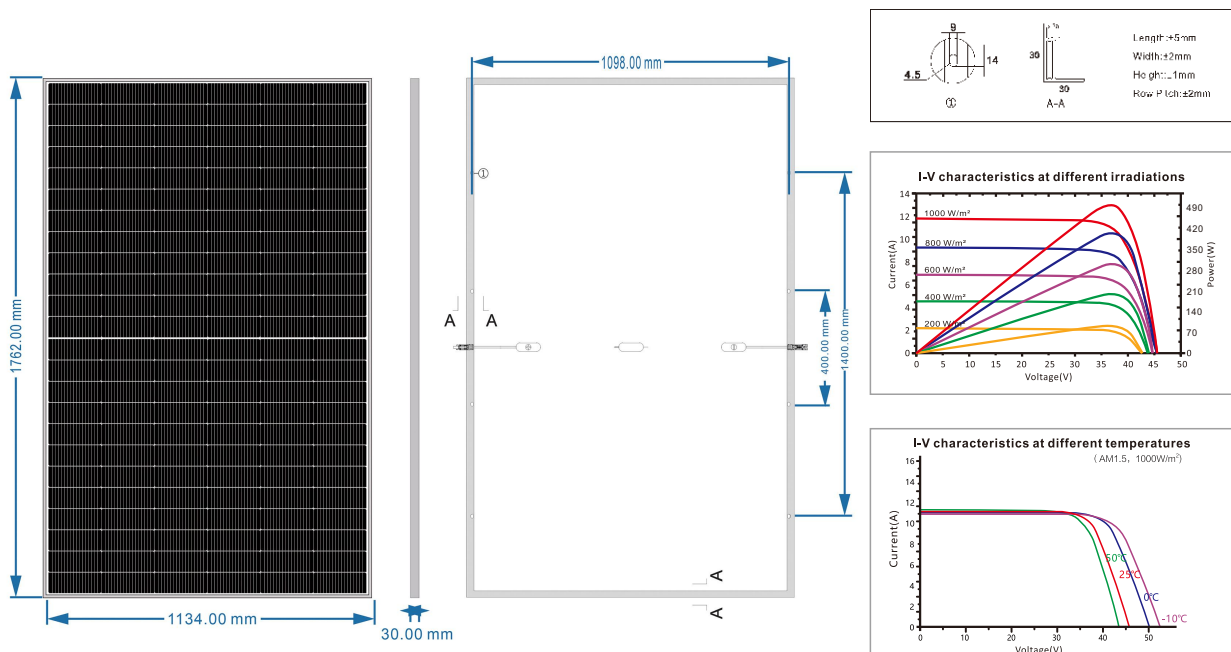
Excellent Low-Light Power Generation Performance

Optimized solar cells structure ensures excellent PV module performance in low-light environments.

PRODUCT Warranty

12-year Warranty for Materials and Processing
30-year Warranty for Extra Linear Power Output





Electrical Characteristics STC:AM1.5 1000W/m² 25°C NOCT:AM1.5 800W/m² 20°C 1m/s Test uncertainty for Pmax:±3%

Module Type	AOX-144M10RHC450W		AOX-144M10RHC455W		AOX-144M10RHC460W		AOX-144M10RHC465W		AOX-144M10RHC470W		AOX-144M10RHC475W	
	STC	NOCT	STC	NOCT	STC	NOCT	STC	NOCT	STC	NOCT	STC	NOCT
Maximum Power(Pmax/W)	450W	335W	455W	339W	460W	343W	465W	347W	470W	351W	475W	355W
Voltage at Maximum Power(Vmp/V)	30.05	28.25	30.30	28.50	30.55	28.75	30.80	29.00	31.05	29.25	31.30	29.50
Current at Maximum Power(Imp/A)	14.76	11.86	15.02	11.90	15.06	11.93	15.10	11.97	15.14	12.00	15.18	12.03
Open Circuit Voltage(Voc/V)	30.75	28.95	31.00	29.20	31.25	29.45	31.50	29.70	31.75	29.95	32.00	30.20
Short Circuit Current(Isc/A)	15.74	12.65	15.79	12.70	15.84	12.75	15.89	12.80	15.94	12.85	15.99	13.00
Module Efficiency(%)	22.50%		22.80%		23.00%		23.30%		23.50%		23.80%	

Mechanical Parameters

Cell Type	N-Type TopCon Half-cut Cell
No. of Cells	144
Front Cover	2.0 mm glass, high transmission, AR coated, tempered
Encapsulation	EVA
Back Cover	2.0mm, Heat Strengthened Glass
Junction Box	IP68 rated, 3 bypass diodes
Frame	30 mm anodized aluminium alloy
Cable	1 x 4 mm², 350 mm length or customized
Connectors	MC 4/ MC 4 compatible
Weight	23kg
Dimension	1762*1134*30mm
Packaging	962pcs/40HQ Container

Operating Parameters

Operational Temperature	-40~+85°C
Power Output Tolerance	0~5W
Voc and Isc Tolerance	±3%
Maximum System Voltage	1500VDC(IEC)
Maximum Series Fuse Rating	30A
Nominal Operational Cell Temperature	45±2°C
Protection Class	Class II
Fire Rating	UL type 1 or 2 IEC Class C

Temperature Ratings(STC)

Temperature Coefficient of Isc	0.045%/°C
Temperature Coefficient of Voc	-0.25%/°C
Temperature Coefficient of Pmax	-0.29%/°C

Mechanical Loading

Snow Load	5400 Pa or 550 kg/m²
Wind Load	2400 Pa or 244 kg/m²
Hail Resistance	Max. Ø 25 mm at 23 m/s

Bifacial Output-Rearside Power Gain

5%	Maximum Power(Pmax)	473W	478W	483W	488W	494W	499W
	Module Efficiency(STC)(%)	23.63%	23.94%	24.15%	24.47%	24.68%	25.00%
10%	Maximum Power(Pmax)	495W	500W	506W	512W	517W	5233W
	Module Efficiency(STC)(%)	24.75%	25.08%	25.30%	25.63%	25.85%	26.18%

High-tech enterprises in China



Ocean Solar

E-mail: info@oceansolar.cn
Web: www.oceansolar.cn

©2025 Ocean Solar All rights reserved.
Specifications included in this datasheet are subject to change without notice.

